

**KENDRIYA VIDYALAYA MEG & CENTRE BANGALORE-560042**  
SUMMER VACATION HOLIDAY HOMEWORK (2023-2024)







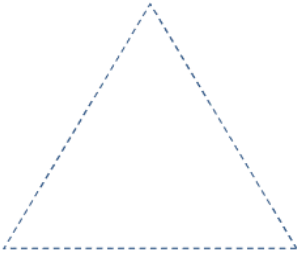
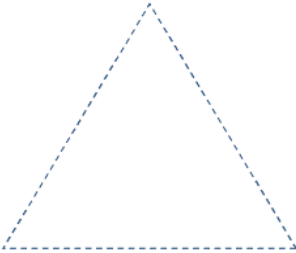
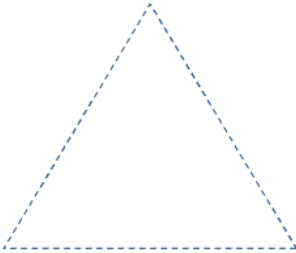



**BALVATIKA -II**

Name:

Date:

**Maths Worksheet 1**

**Trace the shapes and colour**

Circle			
Square			
Triangle			
Rectangle			

# Maths Worksheet 2

1 ★	1	1	1	1	1	1
	1	1	1	1	1	1

2 ★ ★	2	2	2	2	2	2
	2	2	2	2	2	2


3 ★ ★ ★	3	3	3	3	3	3
	3	3	3	3	3	3

4 ★ ★ ★ ★	4	4	4	4	4	4
	4	4	4	4	4	4

5 ★ ★ ★ ★ ★ ★	5	5	5	5	5	5
	5	5	5	5	5	5

# Maths Worksheet 3

## Trace numbers 6 to 10




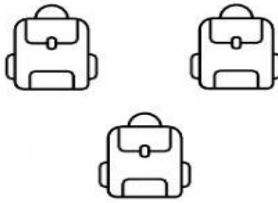



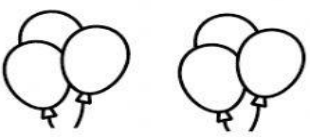
## Maths Worksheet 4

Count the items and write in the box:




## Maths Worksheet 5

Count and circle the right numbers.

 <p><b>3   6   9</b></p>	 <p><b>4   5   3</b></p>
 <p><b>7   4   8</b></p>	 <p><b>3   6   9</b></p>
 <p><b>2   12   5</b></p>	 <p><b>1   6   2</b></p>

# Tracing Lines



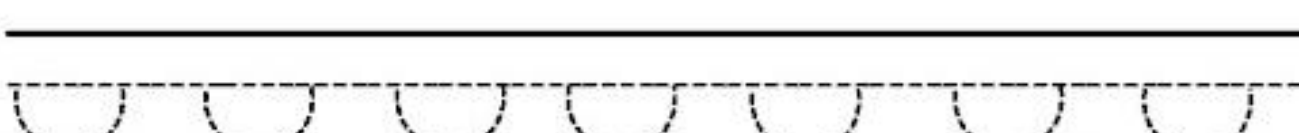

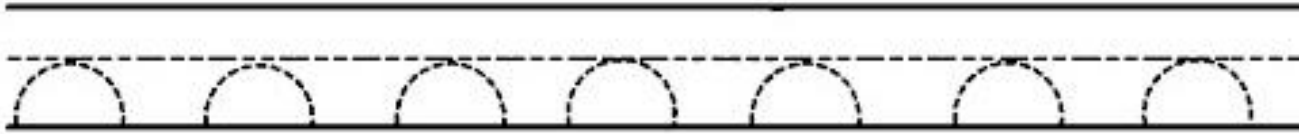
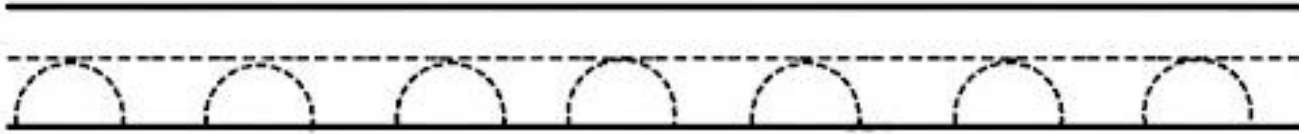
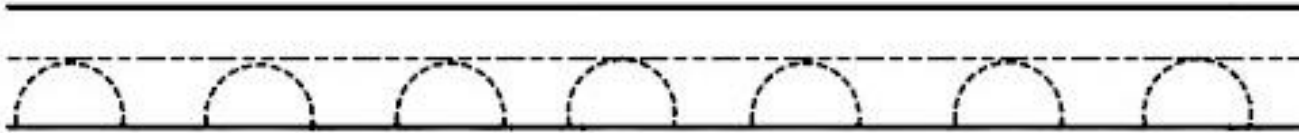
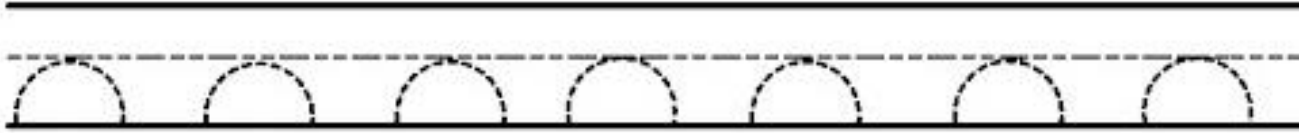
## English Worksheet 2

### Trace left and right curve

The worksheet contains eight rows of handwriting practice. Each row is set within a three-line grid consisting of a solid top line, a dashed middle line, and a solid bottom line. The first four rows each contain ten dashed leftward curves (C-shapes), each with a small arrow at the top indicating the direction of the stroke. The last four rows each contain ten dashed rightward curves (C-shapes), each with a small arrow at the top indicating the direction of the stroke. A faint watermark 'Learningmoddy.com' is visible diagonally across the middle of the page.

# English Worksheet 3

## Trace upper and lower curve





# English Worksheet 4


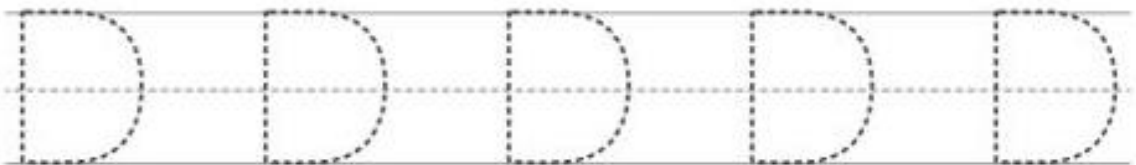
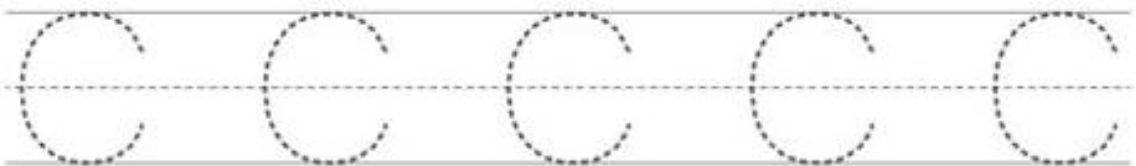
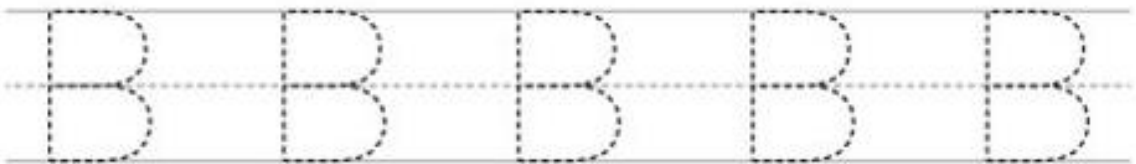
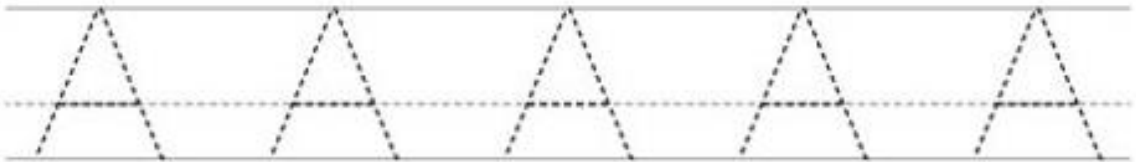
Trace these zig-zag lines



English Worksheet 5






Letters Tracing

A - E



## English Worksheet 6

Circle the correct letter to the picture.

	A	B	C	D	E
	C	E	D	A	B
	E	B	A	C	D
	D	A	C	B	E
	B	A	E	D	C

## EVS Worksheet 1


Fill the correct number in the box

- I have   eyes
- I have   mouth
- I have   ears
- I have   fingers
- I have   legs
- I have   arms
- I have   toes
- I have   nose

1 2 3 4 5 6 7 8 9 10

## EVS Worksheet 2


### Trace and colour the fruits



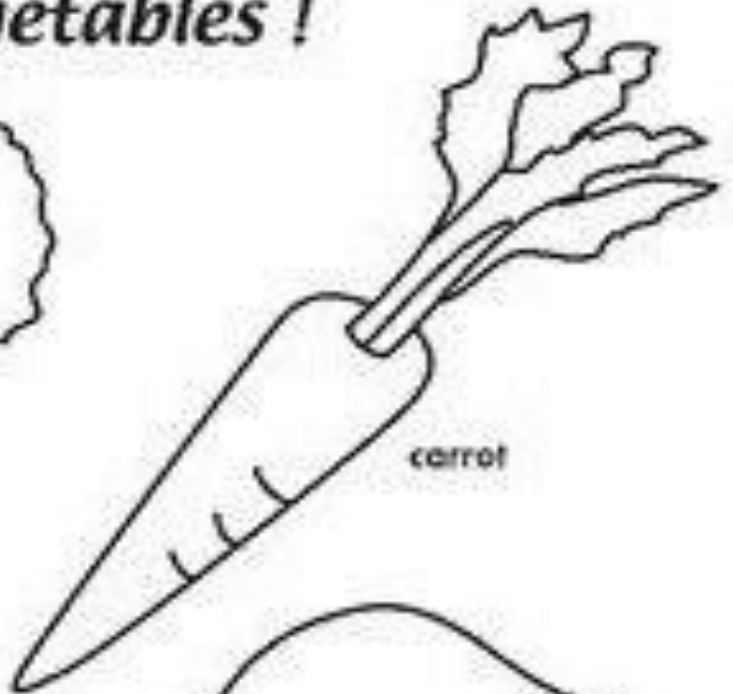
## EVS Worksheet 3

### Trace and colour the vegetables

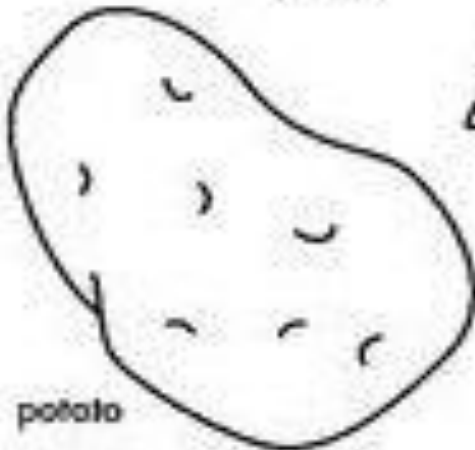
*Color the Vegetables !*



broccoli



carrot



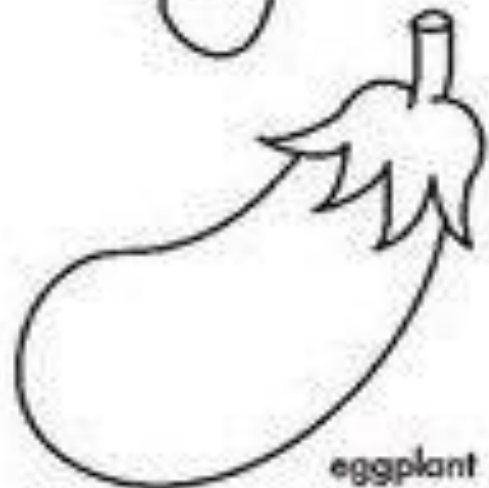
potato



mushroom



pumpkin








eggplant


## EVS Worksheet 4

### Circle the fruits and draw a square around vegetables

Circle the fruits. Draw a square around vegetables.



# Colouring Worksheet 1








Name: \_\_\_\_\_

Date: \_\_\_\_\_

1. Trace the curves and help the animals to reach their home



## 2. Trace the capital letters



### 3. All about myself

My name is \_\_\_\_\_.

I am a



I am \_\_\_\_ years old.


( Color the number of candles )



My birthday is on

\_\_\_\_\_.

My favourite color is  
(color the circle)





# WORKSHEET FOR WEEK -2

Name: \_\_\_\_\_

Date: \_\_\_\_\_

## 1. Match each alphabet with the related picture

A ●  
B ●  
C ●  
D ●  
E ●  
F ●



## 2. Trace the capital letters


<b>A</b>	A	A	A	A	<b>N</b>	N	N	N	N
<b>B</b>	B	B	B	B	<b>O</b>	O	O	O	O
<b>C</b>	C	C	C	C	<b>P</b>	P	P	P	P
<b>D</b>	D	D	D	D	<b>Q</b>	Q	Q	Q	Q
<b>E</b>	E	E	E	E	<b>R</b>	R	R	R	R
<b>F</b>	F	F	F	F	<b>S</b>	S	S	S	S
<b>G</b>	G	G	G	G	<b>T</b>	T	T	T	T
<b>H</b>	H	H	H	H	<b>U</b>	U	U	U	U
<b>I</b>	I	I	I	I	<b>V</b>	V	V	V	V
<b>J</b>	J	J	J	J	<b>W</b>	W	W	W	W
<b>K</b>	K	K	K	K	<b>X</b>	X	X	X	X
<b>L</b>	L	L	L	L	<b>Y</b>	Y	Y	Y	Y
<b>M</b>	M	M	M	M	<b>Z</b>	Z	Z	Z	Z

# WORKSHEET FOR WEEK -3

Name: \_\_\_\_\_

Date: \_\_\_\_\_

## 1. Colour the picture by alphabet



B blue

D yellow

G red

K gray

t pink

r light blue

s green

n white

## 2. Trace the numbers

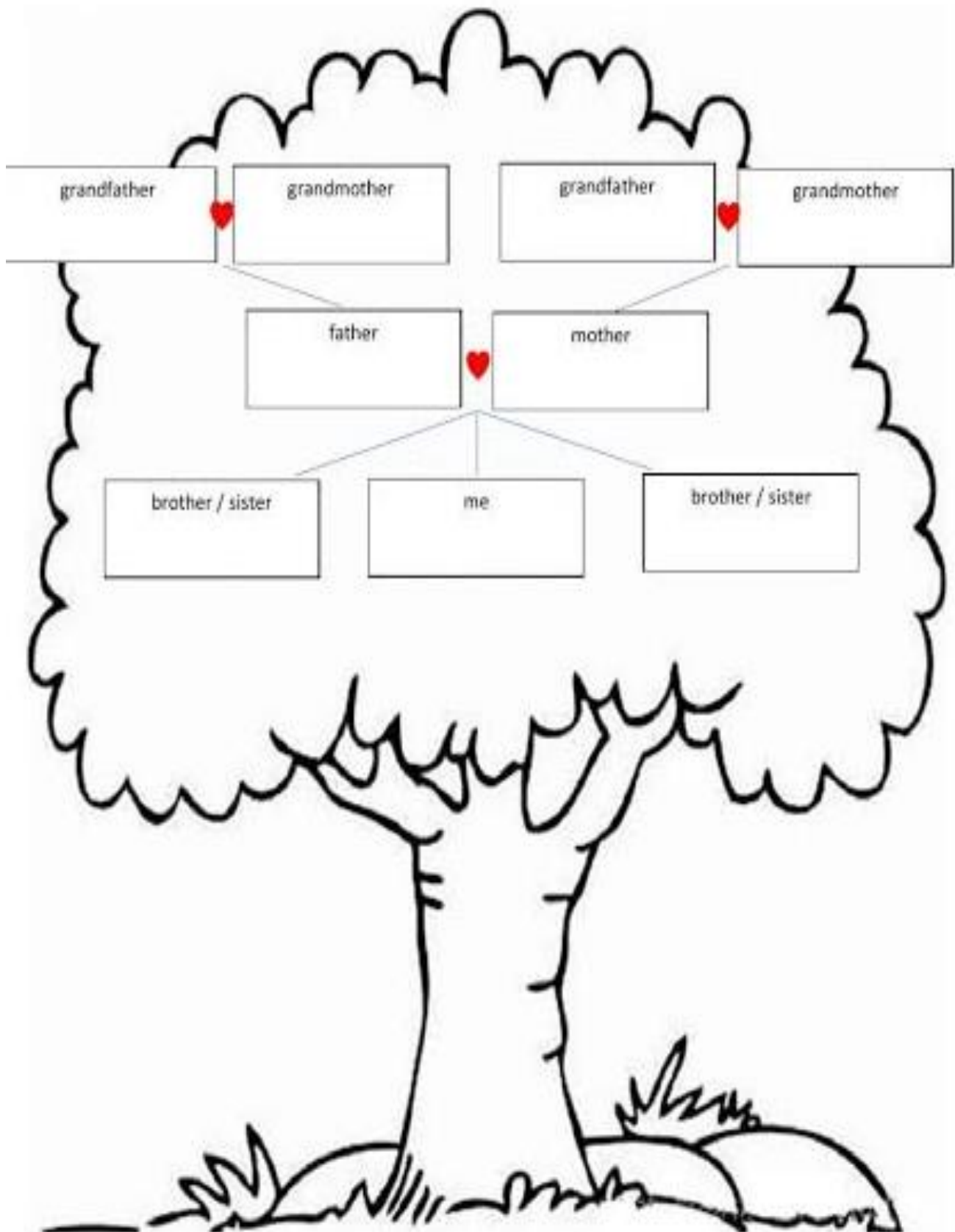
1 ■	1 1 1 1 1 1 1 1
2 ■■	2 2 2 2 2 2 2 2
3 ■■■	3 3 3 3 3 3 3 3
4 ■■■■	4 4 4 4 4 4 4 4
5 ■■■■■	5 5 5 5 5 5 5 5
6 ■■■■■■	6 6 6 6 6 6 6 6
7 ■■■■■■	7 7 7 7 7 7 7 7
8 ■■■■■■	8 8 8 8 8 8 8 8
9 ■■■■■■	9 9 9 9 9 9 9 9
10 ■■■■■■	10 10 10 10 10 10 10 10

# WORKSHEET FOR WEEK -4

Name: \_\_\_\_\_

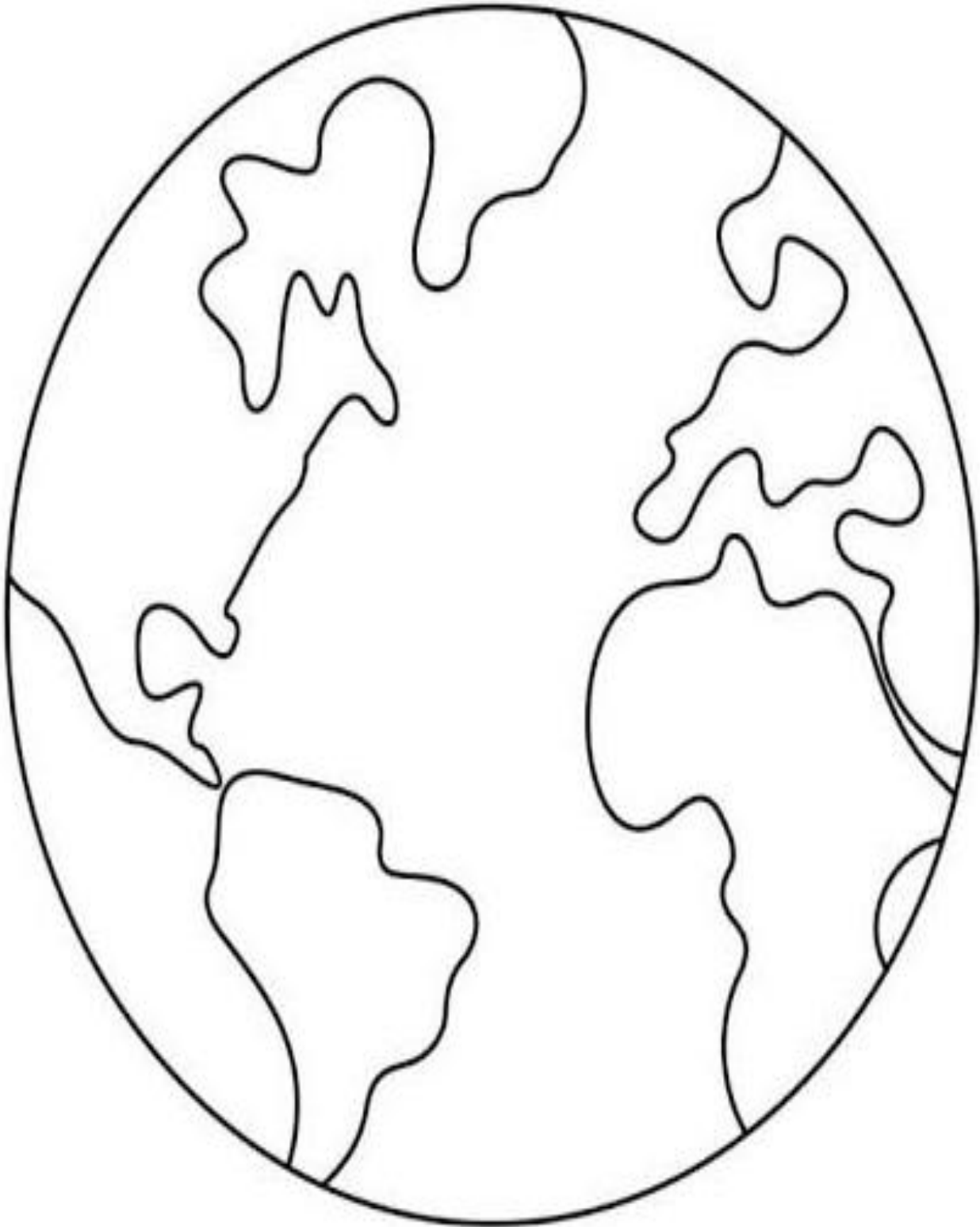
Date: \_\_\_\_\_

1. Paste your family member's photo and colour the tree.





## 2. Paper tearing and pasting activity




Note: - Tear the blue colour crepe/sheet paper and paste it on the water area and the green colour to the land area.

# WORKSHEET FOR WEEK -5

Name: \_\_\_\_\_

Date: \_\_\_\_\_

## 1. Vegetable printing activity (using water colours)



## 2. Trace the numbers


1	1	1	1	1
2	2	2	2	2
3	3	3	3	3
4	4	4	4	4
5	5	5	5	5
6	6	6	6	6
7	7	7	7	7
8	8	8	8	8
9	9	9	9	9
10	10	10	10	10

# WORKSHEET FOR WEEK -6

Name: \_\_\_\_\_

Date: \_\_\_\_\_

## 1. Ear-bud print activity (using water colour)





# WORKSHEET FOR WEEK -7

Name: \_\_\_\_\_

Date: \_\_\_\_\_

## 1. Colour the picture



## 2. Write about your summer vacation



I went to

\_\_\_\_\_.



I went with

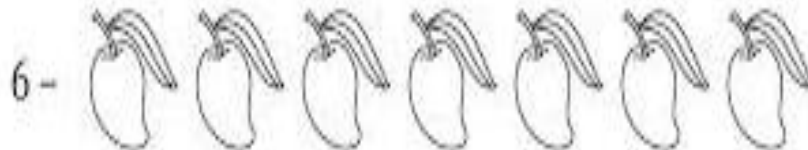


\_\_\_\_\_.



It was

\_\_\_\_\_.

3. Colour the objects equal to the corresponding number.





**KENDRIYA VIDYALAYA MEG & CENTRE BENGALURU – 560042**

**SUMMER VACATION HOLIDAY HOMEWORK (2023 – 2024)**

**CLASS - II**

**Holiday Homework should be done in A4 Size Sheet/Ruled Sheet and it has to be submitted on Re-opening day (21/06/2023) to the subject teachers.**

<b>ENGLISH</b>	<ol style="list-style-type: none"><li>1. Write five lines on <b>your first day at school.</b></li><li>2. Make any <b>two masks</b> of your favourite animals.</li><li>3. Write <b>two sentences</b> in neat <b>cursive handwriting every day.</b></li></ol>
<b>HINDI</b>	<ol style="list-style-type: none"><li>1. किन्ही पाँच यातायात के साधनों का चित्र चिपकाकर उनका नाम लिखें।</li><li>2. एक चिड़ियाघर का नमूना बनाए।</li><li>3. भारत के राष्ट्रीय जानवर का चित्र चिपकाकर उसका नाम लिखें।</li><li>4. वर्णमाला लिखकर, उसको याद करें।</li><li>5. कोई पाँच गेंद से खेलने वाले खेलों के नाम लिखिए।</li></ol>
<b>MATHS</b>	<ol style="list-style-type: none"><li>1. Write <b>numbers from 1 to 100.</b></li><li>2. Write <b>number names from 1 to 20 .</b></li><li>3. Write <b>backward counting from 50 to 1.</b></li></ol> <p><b>Project :</b> Draw or paste the pictures of any <b>5 long objects</b> and <b>5 round object</b> on a chart paper.</p>
<b>EVS</b>	<ol style="list-style-type: none"><li>1. <b>Draw / Paste pictures</b> and write names and learn the spellings:<ul style="list-style-type: none"><li>• <b>Five wild animals</b></li><li>• <b>Five domestic animals</b></li><li>• <b>Five water animals</b></li><li>• <b>Five sense organs</b></li></ul></li><li>2. <b>Activity</b> - plant a seed of Coriander, Tomato, Chilly, etc. anyone in the pot and observe the growth. Take a photo of this plant.</li><li>3. Learn and write names of your <b>family members</b> and <b>their relationship with you.</b></li></ol>

**CLASS - III**

**Holiday Homework should be done in A4 Size Sheet/Ruled Sheet and it has to be submitted on Re-opening day (21/06/2023) to the subject teachers.**

<b>ENGLISH</b>	<ol style="list-style-type: none"><li>1. Write <b>ten sentences</b> using <b>adjectives</b>.</li><li>2. Visit a <b>near by garden</b>, <b>write about your observations and experiences</b> there.</li><li>3. Make a scrap book of ten <b>different flowers and leaves</b> (Refer page no 8 of your textbook).</li><li>4. Imagine your <b>dream garden</b> and <b>write</b> a paragraph on it. <b>Write</b> what you would <b>like to grow in it</b>.</li></ol>
<b>HINDI</b>	<ol style="list-style-type: none"><li>1. वर्णमाला लिखकर प्रत्येक वर्ण से दो दो शब्द पाठ्यपुस्तक से खोजकर लिखें।</li><li>2. दिनों के नाम और माह के नाम क्रमानुसार लिखकर याद करें।</li><li>3. कोई एक कहानी पढ़कर अपने शब्दों में लिखिए।</li><li>4. बीस विलोम शब्द लिखें व याद करें।</li><li>5. दस पृष्ठ में सुलेख का अभ्यास करें।</li></ol>
<b>MATHS</b>	<ol style="list-style-type: none"><li>1. Take the <b>cut outs of 3 different pictures</b> for each of the following from magazines (or) newspaper and paste it.<ol style="list-style-type: none"><li>a) <b>Top View</b></li><li>b) <b>Front View</b></li><li>c) <b>Side View</b></li></ol></li><li>2. Paste the cut outs of <b>letters A to Z</b> and digits <b>from 0 to 9</b> and check which of them can be divided into similar halves by <b>drawing a dotted line</b>.</li><li>3. Make the <b>mask of any 2 animals</b> using colour paper. Refer page no - 12 of math magic.</li><li>4. Learn and write the <b>multiplication tables from 2 to 12 (1 time)</b>.</li></ol>
<b>EVS</b>	<ol style="list-style-type: none"><li>1. Use <b>dry fallen leaves</b> to make a picture of any three <b>different types of animals</b>.</li><li>2. (A) Make any two different types of <b>leaf printing</b> and (B) Make <b>bark rubbings</b> of three different types of trees.</li><li>3. Make different <b>types of animals with fingerprint</b> using water colours, or fabric paints. Name each of the animals and learn the spellings.</li></ol>

# KENDRIYA VIDYALAYA MEG & CENTRE BENGALURU – 560042

## SUMMER VACATION HOLIDAY HOMEWORK (2023 – 2024)

### CLASS - IV

Holiday Homework should be done in A4 Size Sheet/Ruled Sheet and it has to be submitted on Re-opening day (21/06/2023) to the subject teachers.

ENGLISH	<ol style="list-style-type: none"><li>1. <b>Write about</b> a visit to <b>any place</b> which <b>you have gone</b> during summer vacation (In 80 - 100 words).</li><li>2. Make a <b>book review</b> of the book you read. It should include the following: a) <b>Title</b> of the book. b) <b>Name</b> of the author. c) Your <b>favourite character</b> from the story. d) His / her <b>character sketch</b>. e) The reason <b>why you liked</b> the book. Use your <b>creativity</b> to prepare a <b>colorful book</b> review.</li><li>3 <b>Handwriting:</b> Write only 3 sentences everyday from the text book with <b>correct formation and strokes</b> (write in a four line ruled notebook).</li><li>4. <b>Reading skills:</b> Read an English story daily to <b>develop reading skill</b>.</li></ol>
HINDI	<ol style="list-style-type: none"><li>1. वर्णमाला लिखकर प्रत्येक वर्ण से दो दो शब्द लिखिए।</li><li>2. अकबर और बीरबल से जुड़ी कोई एक कहानी लिखिए।</li><li>3. ग्रीष्मकालीन अवकाश के दौरान की यात्रा से संबंधित पाँच चित्र चिपकाकर उनके बारे में एक एक वाक्य लिखिए।</li><li>4. हिन्दी पुस्तक रिमझिम से पाँच अनुनासिक (ँ) और पाँच अनुस्वार (ँ) शब्द छांटकर लिखिए।</li><li>5. अपने पसंदीदा किन्हीं पाँच खेलों के चित्र चिकाड़िए और उनसे संबंधित वाक्य लिखिए। ( सिर्फ एक वाक्य )</li></ol>
MATHS	<ol style="list-style-type: none"><li>1. <b>Learn and write</b> the <b>tables from 2 to 15</b> one time.</li><li>2. Find the <b>height of each member</b> of your family in '<b>centimeter</b>' and arrange them in ascending order. Also write the name of the <b>tallest member</b> and the <b>shortest member</b>.</li><li>3. Make a <b>model of a dice</b>.</li><li>4. Draw the <b>Indian place value chart</b> (upto one lakh) and <b>arrange</b> the following <b>numbers</b> accordingly. a) 94,281    b) 71,056    c) 6,89,235    d) 2,67,134    e) 37,41,980</li></ol>
EVS	<ol style="list-style-type: none"><li>1. Draw or paste 5 pictures of <b>animals</b> which are <b>used as a means of transport</b>. Or</li><li>2. Make a <b>bird</b> and an <b>elephant</b> using <b>any paper</b> (refer page no 20,28).</li><li>3. Stick or draw 5 animals with <b>different skin patterns</b> and write <b>5 sentences</b> about it. Or</li><li>4. Stick a picture of <b>Asian and African elephant</b> and write <b>5 differences</b> between them.</li><li>5. Locate these <b>states in India map</b> and write <b>their capitals</b>. a) Jammu Kashmir, b) Ladakh , c) Uttarakhand, d) Rajasthan, e) Gujarat, f) Kerala.</li></ol>

**Holiday Homework should be done in A4 Size Sheet/Ruled Sheet and it has to be submitted on Re-opening day (21/06/2023) to the subject teachers.**

<b>ENGLISH</b>	<ol style="list-style-type: none"><li>1. Make any two <b>useful things</b> out of <b>waste material</b>. List out the things needed and <b>write the step by step procedure</b> to make it.</li><li>2. Read any <b>five moral stories</b>. Write the title of the stories. Write the <b>characters you liked the most</b> and <b>why</b>.</li><li>3. Draw and name any <b>five team games</b>. Write the <b>advantages of team work</b>.</li><li>4. Make a <b>picture dictionary</b> with about <b>50 words</b>.</li></ol>																									
<b>HINDI</b>	<ol style="list-style-type: none"><li>1. <b>व्यक्तिवाचक और जातिवाचक</b> संज्ञा के 10-10 उदाहरण लिखिए।</li><li>2. <b>5 पेज सुलेख</b> लिखिए।</li><li>3. किसी भी एक <b>फसल के त्योहार</b> के बारे में <b>10 वाक्य</b> लिखिए तथा उसका चित्र चिपकाए और उस राज्य में बोले जाने वाली <b>भाषा, वेशभूषा और खानपान</b> भी लिखिए।</li><li>4. <b>10 क्रिया</b> या <b>काम वाले शब्द</b> लिखिए।</li><li>5. <b>अ से अं की मात्रा</b> के 5-5 शब्द लिखिए एवं पढ़िए।</li></ol> <p><b>उदाहरण - क - कलाम, नर, बल, चमन, दाल का - कागज, गाय, तालाब .....</b></p> <ol style="list-style-type: none"><li>6. प्रतिदिन <b>हिंदी की पुस्तक</b> पढ़िए।</li></ol>																									
<b>MATHS</b>	<ol style="list-style-type: none"><li>1. Learn and write <b>multiplication tables from 2 to 16</b> (1 time).</li><li>2. Make a working <b>model of Indian place value chart</b> by using the given link [<a href="https://youtu.be/AU-q24rLjgk">https://youtu.be/AU-q24rLjgk</a>].</li><li>3. a) Collect <b>any 5 bills</b> and paste it. b) Make a bill of any 5 items purchased and draw a tabular column as given below and find the <b>total amount spent</b>.</li></ol> <table border="1"><thead><tr><th>Sl No</th><th>Items</th><th>Quantity</th><th>Rate per Kg</th><th>Amount</th></tr></thead><tbody><tr><td>1</td><td>Rice</td><td>2 kg</td><td>Rs 60</td><td>Rs 120</td></tr><tr><td></td><td></td><td></td><td></td><td></td></tr><tr><td></td><td></td><td></td><td></td><td></td></tr><tr><td></td><td></td><td></td><td>Total =</td><td></td></tr></tbody></table> <ol style="list-style-type: none"><li>4. Make a <b>Collage of different types of fish</b> by using basic shapes and paste it. (materials to be used-Glaze paper, Glitter paper).</li></ol>	Sl No	Items	Quantity	Rate per Kg	Amount	1	Rice	2 kg	Rs 60	Rs 120														Total =	
Sl No	Items	Quantity	Rate per Kg	Amount																						
1	Rice	2 kg	Rs 60	Rs 120																						
			Total =																							
<b>EVS</b>	<ol style="list-style-type: none"><li>1. Draw / Paste pictures of any 5 Animals and name them. Write the <b>SUPERSENSES</b> in each of them.</li><li>2. Draw / Paste pictures of <b>any 5 Food Items</b> that can be identified by their. <b>Smell , Taste, Touch</b> and name them.</li><li>3. Draw/Paste and name pictures of <b>any 5 Endangered animals and 5 Extinct animals</b>.</li><li>4. Draw any 5 Herbs from <b>which medicines are made</b> and name them. Write its <b>uses in two sentences</b>.</li><li>5. Make a model of any <b>one - Been or Snake</b> with old socks (Refer Chapter 2).</li></ol>																									